



# Pneumatic: Integrated Fittings



## Flow Controls

*Compact & Miniature Styles  
Brass & Composite Bodies  
Right Angle & In-line  
Inch & Metric Sizes  
Direct Mounting*



## Check Valves

*Compact & light weight  
Inch & Metric sizes  
NPT, BSPT, BSPP*



## Blocking Valves

*Safe & Immediate  
Stopping of Piston Rod  
Push-in or Threaded  
Terminations  
Direct Mounting*



## Slow Start Fittings

*Mount to FRL or Power Unit  
Permits Gradual Increase in  
Pressure  
Prevents Shocks to System*



## Mini Ball Valves

*In-line opening and closing  
of a pneumatic circuit*
































## Threshold Sensor Valves

























*Senses the end of the stroke  
Use with air or  
solenoid piloted valve  
No limit switch  
Compact*



B

Compact Flow Controls	<b>FCC731</b> Meter Out  p. B5	<b>FCC731</b> Meter Out - BSPT  p. B5	<b>FCC731</b> Meter Out - BSPP  p. B5	<b>FCCI731</b> Meter In  p. B5	<b>FCCI731</b> Meter In - BSPT  p. B5	<b>FCCI731</b> Meter In - BSPP  p. B5
	<b>FCCB731</b> Bi-Directional  p. B6	<b>FCCB731</b> Bi-Directional - BSPT  p. B6	<b>FCCB731</b> Bi-Directional - BSPP  p. B6	<b>FCKC731</b> Meter Out Knobless  p. B6	<b>FCKC731</b> Meter Out Knobless - BSPP  p. B6	<b>FCKCI731</b> Meter In Knobless  p. B7
<b>FCKCB731</b> Bi-directional Knobless - BSPP  p. B7	<b>FCK701C</b> Knobless Compression Metal - BSPP  p. B7	Miniature Flow Controls	<b>FCM731</b> Meter Out  p. B9	<b>FCMI731</b> Meter In  p. B9	<b>FCM731</b> Meter Out - BSPT  p. B9	<b>FCMI731</b> Meter In - BSPT  p. B9
<b>FCM731</b> Meter Out - BSPP  p. B9	<b>FCMI731</b> Meter In - BSPP  p. B10		<b>FCMB731</b> Bi-directional - BSPP  p. B10	<b>FCMK731</b> Meter Out Knobless  p. B10	Swivel Outlet Flow Controls	<b>FCCS731</b> Meter Out  p. B12
<b>FCCSI731</b> Meter In - BSPP  p. B12	<b>FCMS731</b> Meter Out Miniature  p. B13	<b>FCMS731</b> Meter Out Miniature - BSPT  p. B13	<b>FCMS731</b> Meter Out Miniature - BSPP  p. B13	<b>FCMSI731</b> Meter In Miniature - BSPP  p. B13		<b>FCCS731</b> Meter Out - BSPP  p. B13
Plug-In Flow Controls	<b>FCMSP731</b> Meter Out miniature  p. B15	<b>FCMSPI731</b> Meter In Miniature  p. B15	<b>FCMSP701</b> Meter Out miniature  p. B15	<b>FCMSPI731</b> Meter In Miniature  p. B15	<b>FCCSP731</b> Meter Out Compact  p. B15	<b>FCCSPI731</b> Meter In Compact  p. B15
	In-Line Flow Controls	<b>FC832</b> In-Line  p. B17	<b>FCB832</b> Bi-directional  p. B17	<b>FC832</b> In-Line Metric  p. B17	<b>FCB832</b> Bi-directional Metric  p. B17	<b>FCPM832</b> Panel Mountable  p. B18
<b>FC836</b> Threaded In-Line Metric  p. B18		Metal Flow Controls	<b>FC705</b> Meter Out  p. B20	<b>FC701</b> Meter Out - BSPP  p. B20	<b>FCI701</b> Meter In - BSPP  p. B20	<b>FC708</b> Meter Out  p. B20

**B**

<p><b>FCI702</b> Meter In - BSPP</p>  <p>p. B20</p>	<p><b>Check Valves</b></p>		<p><b>32PLCK</b> In-Line</p>  <p>p. B22</p>	<p><b>32PLCK</b> In-Line - Metric</p>  <p>p. B22</p>	<p><b>W68PLCK</b> Meter Out</p>  <p>p. B22</p>	<p><b>W68PLCKI</b> Meter In</p>  <p>p. B22</p>	<p><b>W68PLCK</b> Meter Out - BSPT</p>  <p>p. B22</p>
<p><b>W68PLCKI</b> Meter In - BSPT</p>  <p>p. B22</p>			<p><b>68PLCK</b> Meter Out - BSPP</p>  <p>p. B23</p>	<p><b>68PLCKI</b> Meter In - BSPP</p>  <p>p. B23</p>	<p><b>Blocking Valves</b></p>		<p><b>FC601</b> Lock Out</p>  <p>p. B25</p>
<p><b>FC601</b> Lock Out - BSPP</p>  <p>p. B25</p>	<p><b>FC602</b> Lock Out</p>  <p>p. B25</p>	<p><b>FC608</b> Lock Out - BSPT</p>  <p>p. B25</p>	<p><b>FC608</b> Lock Out - BSPP</p>  <p>p. B25</p>	<p><b>Slow Start Valves</b></p>			<p><b>FC908</b> System Isolating</p>  <p>p. B27</p>
<p><b>FCIC908</b> Isolated Component - BSPP</p>  <p>p. B27</p>	<p><b>Threshold Sensor</b></p>		<p><b>PSBJ731</b> Pneumatic 5/32 Pilot</p>  <p>p. B31</p>			<p><b>PSBJ731</b> Pneumatic 4mm Pilot</p>  <p>p. B31</p>	<p><b>PSPJ731</b> Pneumatic 10-32 Pilot</p>  <p>p. B31</p>
<p><b>Mini Ball Valve</b></p>			<p><b>MVV309</b> Push-to-Connect Ports</p>  <p>p. B29</p>	<p><b>MV308</b> Male BSPP</p>  <p>p. B29</p>	<p><b>MV309</b> Push-to-Connect Ports, Vented</p>  <p>p. B29</p>	<p><b>MVV308</b> Male BSPP, Vented</p>  <p>p. B29</p>	<p><b>MVV308</b> Male NPT, Vented</p>  <p>p. B29</p>



# Compact Flow Control Valves

B

MATERIALS OF CONSTRUCTION	
BODY (DEPENDING UPON THE MODEL):	<ul style="list-style-type: none"> <li>GLASS REINFORCED NYLON 6.6</li> <li>BRASS</li> </ul>
GRIPPING RING:	STAINLESS STEEL
ADJUSTMENT SCREWS	NICKEL-PLATED BRASS
LOCKING NUT:	NICKEL-PLATED BRASS
BASE:	NICKEL-PLATED BRASS

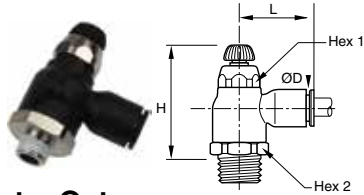
NOMENCLATURE	
EXAMPLE:FCC731-4-2	ATTRIBUTE:
FC	FLOW CONTROL
C	COMPACT
7	RIGHT ANGLE
3	NYLON BODY
1	TUBE X PIPE
4	1/4 TUBE O.D.
2	1/8 PIPE THREAD

APPLICABLE TUBE	
TUBE O.D.	1/8, 5/32, 1/4, 3/8
TUBE O.D. (MM)	4, 6, 8, 10, 12

SPECIFICATIONS	
PRESSURE RANGE:	15 TO 145 PSI
TEMPERATURE RANGES:	30° TO 160°F
WORKING FLUID:	COMPRESSED AIR

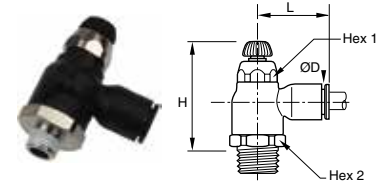


Compact flow control regulators ensure excellent performance of flow and are perfectly suited for reduced spaces due to their small size. The sensitivity of the adjustment screw provides very precise air flow control and regulation. A locking nut guarantees stability of adjustment against vibration tampering of the flow setting.



**FCC731 Compact Meter Out**

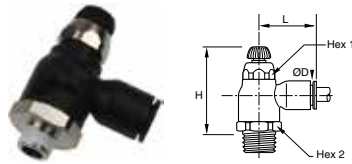
PART NO.	TUBE SIZE (IN)	NPT	HEX 1	HEX 2	H OPEN	H CLOSED	L
FCC731-5/32-2	5/32	1/8	0.63	0.39	1.67	1.44	0.85
FCC731-5/32-4	5/32	1/4	0.63	0.39	1.67	1.44	0.85
FCC731-4-2	1/4	1/8	0.63	0.39	1.67	1.44	0.85
FCC731-4-4	1/4	1/4	0.63	0.39	1.67	1.44	0.85
FCC731-6-4	3/8	1/4	0.91	0.67	2.03	1.71	1.22
FCC731-6-6	3/8	3/8	0.91	0.67	2.03	1.71	1.22
FCC731-6-8	3/8	1/2	.67	.91	2.03	1.71	1.22



**FCCI731 Compact Meter In Flow Control**

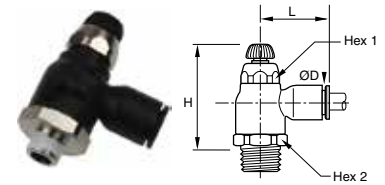
PART NO.	TUBE SIZE (IN)	NPT	HEX 1	HEX 2	H OPEN	H CLOSED	L
FCCI731-5/32-2	5/32	1/8	0.63	0.39	1.67	1.44	0.85
FCCI731-5/32-4	5/32	1/4	0.63	0.39	1.67	1.44	0.85
FCCI731-4-2	1/4	1/8	0.63	0.39	1.67	1.44	0.85
FCCI731-4-4	1/4	1/4	0.63	0.39	1.67	1.44	0.85

**B**



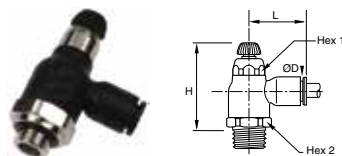
**FCC731 Compact Meter Out - BSPT**

PART NO.	TUBE SIZE (MM)	BSPT	HEX 1	HEX 2	H CLOSED	H OPEN	L
FCC731-6M-2R	6	1/8	16	10	36.5	42.5	22.0
FCC731-8M-2R	8	1/8	19	14	40.0	45.0	27.0
FCC731-8M-4R	8	1/4	19	14	40.0	45.0	27.0
FCC731-10M-4R	10	1/4	23	17	43.5	51.5	31.5
FCC731-10M-6R	10	3/8	23	17	43.5	51.5	31.5
FCC731-10M-8R	10	1/2	23	17	43.5	51.5	31.5
FCC731-12M-4R	12	1/4	23	17	43.5	51.5	35.0
FCC731-12M-6R	12	3/8	23	17	43.5	51.5	35.0
FCC731-12M-8R	12	1/2	23	17	43.5	51.5	35.0



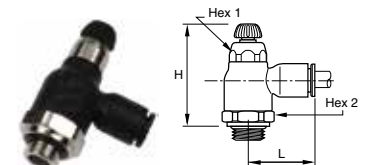
**FCCI731 Compact Meter In Flow Control - BSPT**

PART NO.	TUBE SIZE (MM)	BSPT	HEX 1	HEX 2	H CLOSED	H OPEN	L
FCCI731-10M-4R	10	1/4	23	17	43.5	51.5	31.5
FCCI731-10M-6R	10	3/8	23	17	43.5	51.5	31.5
FCCI731-10M-8R	10	1/2	23	17	43.5	51.5	31.5
FCCI731-12M-4R	12	1/4	23	17	43.5	51.5	35.0
FCCI731-12M-6R	12	3/8	23	17	43.5	51.5	35.0
FCCI731-12M-8R	12	1/2	23	17	43.5	51.5	35.0



**FCC731 Compact Meter Out - BSPP**

PART NO.	TUBE SIZE (MM)	BSPP	HEX 1	HEX 2	H CLOSED	H OPEN	L
FCC731-4M-2G	4	1/8	10	16	38.0	44.0	22.0
FCC731-6M-2G	6	1/8	10	16	38.0	44.0	22.0
FCC731-6M-4G	6	1/4	10	16	36.5	42.5	22.0
FCC731-8M-2G	8	1/8	14	19	41.5	48.0	28.0
FCC731-8M-4G	8	1/4	14	19	41.5	48.0	28.0
FCC731-8M-6G	8	3/8	14	19	41.5	48.0	28.0
FCC731-10M-4G	10	1/4	17	23	45.5	53.5	31.5
FCC731-10M-6G	10	3/8	17	23	45.5	54.0	31.5
FCC731-12M-6G	12	3/8	17	23	45.5	54.0	35.0
FCC731-12M-8G	12	1/2	17	24	45.5	54.0	35.0

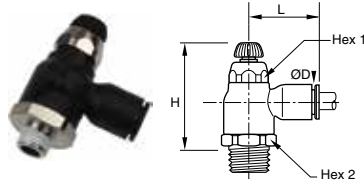


**FCCI731 Compact Meter In Flow Control - BSPP**

PART NO.	TUBE SIZE (MM)	BSPP	HEX 1	HEX 2	H CLOSED	H OPEN	L
FCCI731-4M-2G	4	1/8	10	16	38.0	44.0	22.0
FCCI731-6M-2G	6	1/8	10	16	38.0	44.0	22.0
FCCI731-6M-4G	6	1/4	10	16	36.5	42.5	22.0
FCCI731-8M-2G	8	1/8	14	19	41.5	48.0	28.0
FCCI731-8M-4G	8	1/4	14	19	41.5	48.0	28.0
FCCI731-8M-6G	8	3/8	14	19	41.5	48.0	28.0
FCCI731-10M-4G	10	1/4	17	23	45.5	53.5	31.5
FCCI731-10M-6G	10	3/8	17	23	45.5	54.0	31.5
FCCI731-12M-8G	12	1/2	17	24	45.5	54.0	35.0

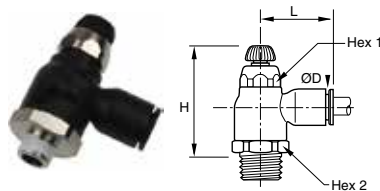


B



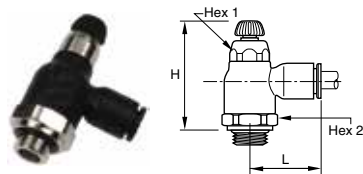
**FCCB731 Compact Bi-Directional Flow Control**

PART NO.	TUBE SIZE (IN)	NPT	HEX 1	HEX 2	H OPEN	H CLOSED	L
FCCB731-5/32-2	5/32	1/8	0.63	0.39	1.67	1.44	0.85
FCCB731-4-2	1/4	1/8	0.63	0.39	1.67	1.44	0.85
FCCB731-4-4	1/4	1/4	0.63	0.39	1.67	1.44	0.85



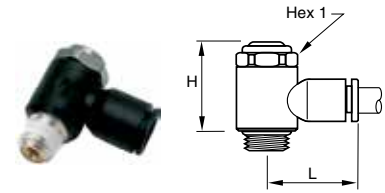
**FCCB731 Compact Bi-directional Flow Control - BSPT**

PART NO.	TUBE SIZE (MM)	BSPT	HEX 1	HEX 2	H CLOSED	H OPEN	L
FCCB731-4M-2R	4	1/8	16	10	36.5	42.5	22.0
FCCB731-6M-2R	6	1/8	16	10	36.5	42.5	22.0
FCCB731-6M-4R	6	1/4	16	10	36.5	42.5	22.0
FCCB731-8M-2R	8	1/8	19	14	40.0	45.0	27.0
FCCB731-8M-4R	8	1/4	19	14	40.0	45.0	27.0
FCCB731-8M-6R	8	3/8	19	14	40.0	45.0	27.0



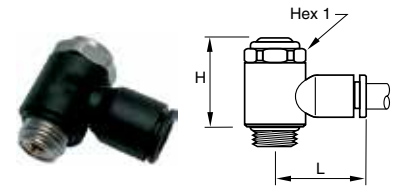
**FCCB731 Compact Bi-directional Flow Control - BSPP**

PART NO.	TUBE SIZE (MM)	BSPP	HEX 1	HEX 2	H CLOSED	H OPEN	L
FCCB731-4M-2G	4	1/8	10	16	38.0	44.0	22.0
FCCB731-6M-2G	6	1/8	10	16	38.0	44.0	22.0
FCCB731-6M-4G	6	1/4	10	16	36.5	42.5	22.0
FCCB731-8M-2G	8	1/8	14	19	41.5	48.0	28.0
FCCB731-8M-4G	8	1/4	14	19	41.5	48.0	28.0
FCCB731-8M-6G	8	3/8	14	19	41.5	48.0	28.0



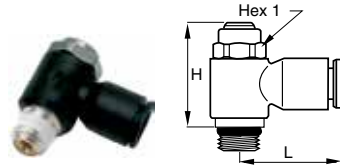
**FCKC731 Knobless Meter Out Flow Control**

ART NO.	TUBE SIZE (IN)	NPT / UNF	HEX 1 MM	H	L
FCKC731-2-0	1/8	10-32		0.69	0.65
FCKC731-2-2	1/8	1/8	13	0.79	0.75
FCKC731-5/32-0	5/32	10-32		0.69	0.65
FCKC731-5/32-2	5/32	1/8	13	0.79	0.75
FCKC731-4-0	1/4	10-32		0.69	0.77
FCKC731-4-2	1/4	1/8	13	0.79	0.85
FCKC731-4-4	1/4	1/4	17	1.04	0.89
FCKC731-5-2	5/16	1/8	13	0.79	1.02
FCKC731-5-4	5/16	1/4	17	1.04	1.06
FCKC731-6-4	3/8	1/4	17	1.04	1.14
FCKC731-6-6	3/8	3/8	20	1.14	1.36



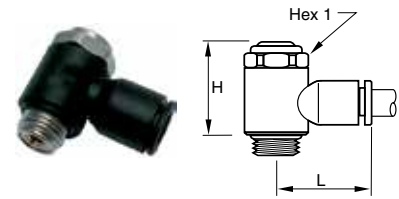
**FCKC731 Knobless Compact Flow Control - BSPP**

PART NO.	TUBE SIZE (MM)	BSPP / M5	HEX 1	H	L
FCKC731-4M-M5	4	M5X0.8	8.0	17.5	17.0
FCKC731-4M-2G	4	1/8	13.0	25.0	19.0
FCKC731-6M-M5	6	M5X0.8	8.0	17.5	19.0
FCKC731-6M-2G	6	1/8	13.0	25.0	21.0
FCKC731-6M-4G	6	1/4	17.0	26.5	22.0
FCKC731-8M-2G	8	1/8	13.0	25.0	26.0
FCKC731-8M-4G	8	1/4	17.0	26.5	27.0
FCKC731-8M-6G	8	3/8	20.0	37.5	29.0
FCKC731-10M-4G	10	1/4	17.0	26.5	29.0
FCKC731-10M-6G	10	3/8	20.0	37.5	31.0
FCKC731-10M-8G	10	1/2	23.0	43.0	37.0
FCKC731-12M-6G	12	3/8	20.0	37.5	6.8
FCKC731-12M-8G	12	1/2	23.0	43.0	37.0



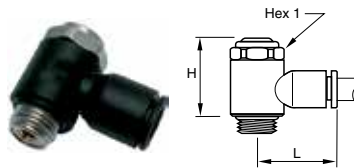
**FCKCI731 Knobless Meter In Flow Control**

PART NO.	TUBE SIZE (IN)	NPT / UNF	HEX 1 MM	H	L
FCKCI731-5/32-0	5/32	10-32	8	0.69	0.65
FCKCI731-5/32-2	5/32	1/8	13	0.79	0.75
FCKCI731-4-0	1/4	10-32	8	0.69	0.77
FCKCI731-4-2	1/4	1/8	13	0.79	0.85
FCKCI731-4-4	1/4	1/4	17	1.04	0.89




**FCKCB731 Knobless Bi-directional Flow Control - BSPP**

PART NO.	TUBE SIZE (MM)	BSPP / M5	HEX 1	H	L
FCKCB731-4M-M5	4	M5X0.8	8	17.5	17.0
FCKCB731 -4M-2G	4	1/8	13	25.0	19.0
FCKCB731 -6M-M5	6	M5X0.8	8	17.5	19.0
FCKCB731 -6M-2G	6	1/8	13	25.0	21.0
FCKCB731 -6M-4G	6	1/4	17	26.5	22.0
FCKCB731 -8M-2G	8	1/8	13	25.0	26.0
FCKCB731 -8M-4G	8	1/4	17	26.5	27.0
FCKCB731 -8M-6G	8	3/8	20	37.5	29.0



**FCKCI731 Knobless Compact Meter In Flow Control-BSPP**

PART NO.	TUBE SIZE (MM)	BSPP / M5	HEX 1	H	L
FCKCI731-4M-M5	4	M5X0.8	8.0	17.5	17.0
FCKCI731-4M-2G	4	1/8	13.0	25.0	19.0
FCKCI731-6M-M5	6	M5X0.8	8.0	17.5	19.0
FCKCI731-6M-2G	6	1/8	13.0	25.0	21.0
FCKCI731-6M-4G	6	1/4	17.0	26.5	22.0
FCKCI731-8M-2G	8	1/8	13.0	25.0	26.0
FCKCI731-8M-4G	8	1/4	17.0	26.5	27.0
FCKCI731-8M-6G	8	3/8	20.0	37.5	29.0
FCKCI731-10M-4G	10	1/4	17.0	26.5	29.0
FCKCI731-10M-6G	10	3/8	20.0	37.5	31.0



**FCK701C Knobless Compression Metal Flow Control - BSPP**

PART NO.	TUBE SIZE (MM)	BSPP	HEX 1	HEX 2	H	L	L1
FCK701C-4M-2G	4	1/8	13	10	26.0	25.5	14.5
FCK701C-6M-2G	6	1/8	13	13	26.0	25.5	14.5
FCK701C-6M-4G	6	1/4	17	13	31.5	28.5	17.5
FCK701C-8M-2G	8	1/8	13	14	26.0	29.5	15.5
FCK701C-8M-4G	8	1/4	17	14	31.5	31.0	17.0
FCK701C-10M-4G	10	1/4	17	19	31.5	35.0	19.0
FCK701C-10M-6G	10	3/8	20	19	44.5	37.5	19.0
FCK701C-10M-8G	10	1/2	23	19	50.0	37.5	19.0
FCK701C-12M-6G	12	3/8	20	22	44.5	38.0	21.5
FCK701C-12M-8G	12	1/2	23	22	50.0	38.0	21.5





# Flow Controls Miniature

B

MATERIALS OF CONSTRUCTION	
BODY (DEPENDING UPON THE MODEL):	<ul style="list-style-type: none"> <li>GLASS REINFORCED NYLON 6.6</li> <li>BRASS</li> </ul>
GRIPPING RING:	STAINLESS STEEL
ADJUSTMENT SCREWS	NICKEL-PLATED BRASS
LOCKING NUT:	NICKEL-PLATED BRASS
BASE:	NICKEL-PLATED BRASS

NOMENCLATURE	
EXAMPLE: FCM731-4-2	ATTRIBUTE:
FC	FLOW CONTROL
M	MINIATURE
7	RIGHT ANGLE
3	NYLON BODY
1	TUBE X PIPE
4	1/4 TUBE O.D.
2	1/8 PIPE THREAD

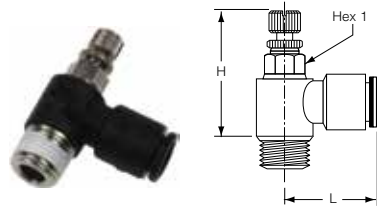
APPLICABLE TUBE	
TUBE O.D.	1/8, 5/32, 1/4
TUBE O.D. (MM)	3, 4, 6, 8

SPECIFICATIONS	
PRESSURE RANGE:	15 TO 145 PSI
TEMPERATURE RANGES:	30° TO 160°F
WORKING FLUID:	COMPRESSED AIR



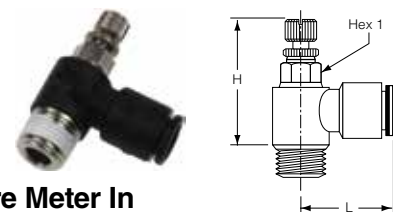
The miniature flow control regulator is especially adapted for all very small sized pneumatic applications (micro-pneumatic in particular). They are specifically designed for use with small bore cylinders (pancake / flat cylinders). Miniature flow control regulators are available in meter out, meter in and bi-directional versions.





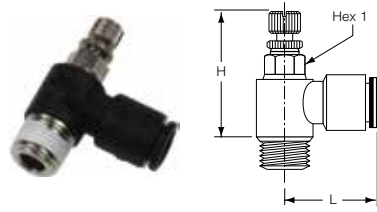
**FCM731 Miniature Meter Out Flow Control**

PART NO.	TUBE SIZE (IN)	NPT	HEX 1 MM	H OPEN	H CLOSED	L
FCM731-2-0	1/8	10-32	6	1.14	0.91	0.67
FCM731-2-2	1/8	1/8	7	1.41	1.26	0.69
FCM731-5/32-0	5/32	10-32	6	1.02	0.93	0.67
FCM731-5/32-2	5/32	1/8	7	1.16	1.06	0.71
FCM731-4-0	1/4	10-32	6	1.02	0.93	0.73
FCM731-4-2	1/4	1/8	7	1.16	1.06	0.75
FCM731-4-4	1/4	1/4	8	1.28	1.18	0.77



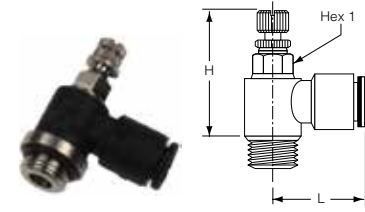
**FCM731 Miniature Meter In Flow Control - BSPT**

PART NO.	TUBE SIZE (MM)	BSPT	HEX 1	H CLOSED	H OPEN	L
FCM731-4M-2R	4	1/8	7	25.0	27.5	18.0
FCM731-6M-2R	6	1/8	7	25.0	27.5	18.5
FCM731-6M-4R	6	1/4	8	27.5	30.0	19.0
FCM731-8M-2R	8	1/8	13	28.5	33.0	26.0
FCM731-8M-4R	8	1/4	16	31.0	35.0	27.5
FCM731-8M-6R	8	3/8	20	36.0	42.0	29.0



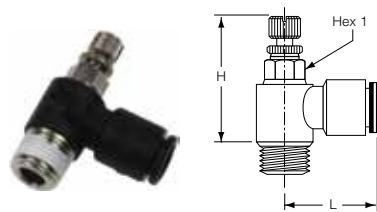
**FCM731 Miniature Meter In Flow Control**

PART NO.	TUBE SIZE (IN)	NPT	HEX 1 MM	H OPEN	H CLOSED	L
FCM731-2-0	1/8	10-32	6	1.14	0.91	0.67
FCM731-5/32-0	5/32	10-32	6	1.02	0.93	0.67
FCM731-5/32-2	5/32	1/8	7	1.16	1.06	0.71
FCM731-4-0	1/4	10-32	6	1.02	0.93	0.73
FCM731-4-2	1/4	1/8	7	1.16	1.06	0.75
FCM731-4-4	1/4	1/4	8	1.28	1.18	0.77



**FCM731 Miniature Flow Control - BSPP**

PART NO.	TUBE SIZE (MM)	BSPP	HEX 1	H CLOSED	H OPEN	L
FCM731-3M-M3	3	M3X0.5	6	23.5	26.0	17.0
FCM731-3M-M5	3	M5X0.8	6	23.5	26.0	17.0
FCM731-4M-M3	4	M3X0.5	6	23.5	26.0	16.5
FCM731-4M-M5	4	M5X0.8	6	23.5	26.0	17.0
FCM731-4M-2G	4	1/8	7	27.0	29.5	18.0
FCM731-6M-M5	6	M5X0.8	6	23.5	26.0	18.0
FCM731-6M-2G	6	1/8	7	27.0	29.5	18.5
FCM731-6M-4G	6	1/4	8	30.0	32.5	19.0
FCM731-8M-2G	8	1/8	13	26.5	31.0	26.0
FCM731-8M-4G	8	1/4	16	29.0	34.0	27.5
FCM731-8M-6G	8	3/8	20	36.0	42.0	29.0



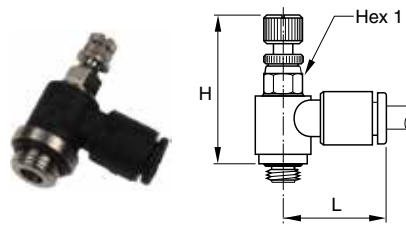
**FCM731 Miniature Flow Control - BSPT**

PART NO.	TUBE SIZE (MM)	BSPT	HEX 1	H CLOSED	H OPEN	L
FCM731-4M-2R	4	1/8	7	25.0	27.5	18.0
FCM731-6M-2R	6	1/8	7	25.0	27.5	18.5
FCM731-6M-4R	6	1/4	8	27.5	30.0	19.0
FCM731-6M-6R	6	3/8	17	31.5	34.0	19.0
FCM731-8M-2R	8	1/8	13	28.5	33.0	26.0
FCM731-8M-4R	8	1/4	16	31.0	35.0	27.5
FCM731-8M-6R	8	3/8	20	36.0	42.0	29.0

**B**

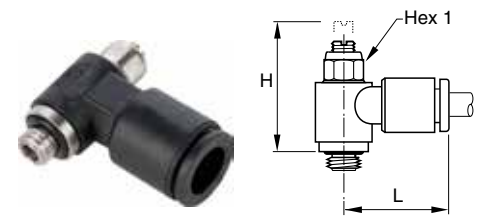


B



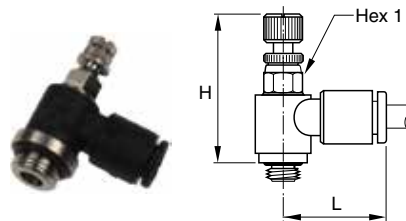
**FCMI731 Miniature Meter In Flow Control - BSPP**

PART NO.	TUBE SIZE (MM)	BSPP	HEX 1	H CLOSED	H OPEN	L
FCMI731-3M-M3	3	M3X0.5	6	23.5	26.0	17.0
FCMI731-3M-M5	3	M5X0.8	6	23.5	26.0	17.0
FCMI731-4M-M5	4	M5X0.8	6	23.5	26.0	17.0
FCMI731-4M-2G	4	1/8	7	27.0	29.5	18.0
FCMI731-6M-M5	6	M5X0.8	6	23.5	26.0	18.0
FCMI731-6M-2G	6	1/8	7	27.0	29.5	18.5
FCMI731-6M-4G	6	1/4	8	30.0	32.5	19.0
FCMI731-8M-2G	8	1/8	13	26.5	31.0	26.0
FCMI731-8M-4G	8	1/4	16	29.0	34.0	27.5
FCMI731-8M-6G	8	3/8	20	36.0	42.0	29.0



**FCMK731 Knobless Mini Meter Out Flow Control**

PART NO.	TUBE SIZE (IN)	NPT	HEX 1 MM	H OPEN	H CLOSED	L
FCMK731-2-0	1/8	10-32	6	0.79	0.65	0.65
FCMK731-2-2	1/8	1/8	6	0.85	0.71	0.71
FCMK731-5/32-0	5/32	10-32	6	0.79	0.65	0.65
FCMK731-5/32-2	5/32	1/8	6	0.85	0.71	0.71
FCMK731-4-0	1/4	10-32	6	0.79	0.65	0.65
FCMK731-4-2	1/4	1/8	6	0.85	0.71	0.73
FCMK731-4-4	1/4	1/4	6	0.97	0.83	0.73



**FCMB731 Miniature Bi-directional Flow Control - BSPP**

PART NO.	TUBE SIZE (MM)	BSPP	HEX 1	H CLOSED	H OPEN	L
FCMB731-4M-M5	4	M5X0.8	6	23.5	26.0	16.5
FCMB731-4M-2G	4	1/8	7	27.0	29.5	17.0
FCMB731-6M-M5	6	M5X0.8	6	23.5	26.0	18.0
FCMB731-6M-2G	6	1/8	7	27.0	29.5	18.0
FCMB731-6M-4G	6	1/4	8	30.0	32.5	18.5



# Flow Controls Swivel Outlet

B

MATERIALS OF CONSTRUCTION	
BODY:	GLASS REINFORCED NYLON 6.6
GRIPPING RING:	STAINLESS STEEL
ADJUSTMENT SCREWS:	NICKEL-PLATED BRASS
LOCKING NUT:	NICKEL-PLATED BRASS
BASE:	NICKEL-PLATED BRASS

NOMENCLATURE	
EXAMPLE: FCMS731-5/32-2	ATTRIBUTE:
FC	FLOW CONTROL
M	MINIATURE
S	SWIVEL OUTLET
7	RIGHT ANGLE
3	NYLON BODY
1	TUBE X PIPE
5/32	5/32 TUBE O.D.
2	1/8 PIPE THREAD

APPLICABLE TUBE	
TUBE O.D.	5/32, 1/4, 3/8
TUBE O.D. (MM)	4, 6, 8, 10, 12

SPECIFICATIONS	
PRESSURE RANGE:	15 TO 145 PSI
TEMPERATURE RANGES:	30° TO 160°F
WORKING FLUID:	COMPRESSED AIR

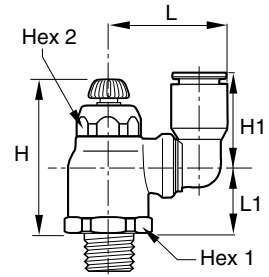


Flow control regulators with “swivel outlet” are especially designed to allow a vertical or angled tube exit where access is restricted. The swivel outlet comes with instant push-in connection to ease installation. Flow control regulators with swivel outlet are available in meter out and meter in versions.

B

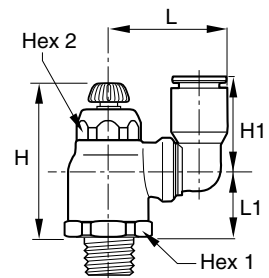
**FCCS731 Compact Swivel Outlet Flow Control**

PART NO.	TUBE SIZE (IN)	NPT	HEX 1 MM	HEX 2 MM	H CLOSED	H OPEN	H1	L	L1
FCCS731-4-2	1/4	1/8	19	10	1.87	2.09	0.63	0.93	0.65
FCCS731-4-4	1/4	1/4	19	14	1.79	1.99	0.73	1.00	0.89
FCCS731-6-4	3/8	1/4	23	17	1.93	2.20	1.04	1.34	0.97
FCCS731-6-6	3/8	3/8	23	17	1.93	2.20	1.04	1.34	0.97



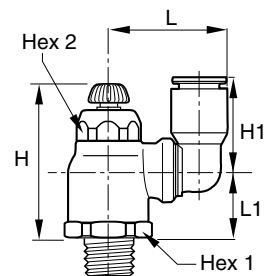
**FCCS731 Compact Swivel Outlet Flow Control - BSPT**

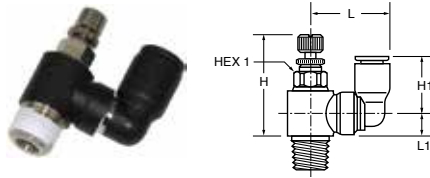
PART NO.	TUBE SIZE (MM)	BSPT	HEX 1	HEX 2	H CLOSED	H OPEN	H1	L	L1
FCCS731-6M-4R	6	1/4	16	10	36.5	42.5	16.0	23.5	16.5
FCCS731-8M-2R	8	1/8	19	14	40.0	46.0	23.0	28.0	17.5
FCCS731-8M-4R	8	1/4	19	14	40.0	46.0	23.0	28.0	17.5



**FCCSI731 Compact Swivel Outlet Meter In - BSPP**

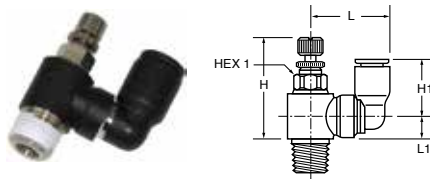
PART NO.	TUBE SIZE (MM)	BSPP	HEX 1	HEX 2	H CLOSED	H OPEN	H1	L	L1
FCCSI731-8M-2G	8	1/8	19	14	41.5	48.0	23.0	28.0	19.0
FCCSI731-8M-4G	8	1/4	19	14	41.5	48.0	23.0	28.0	19.5





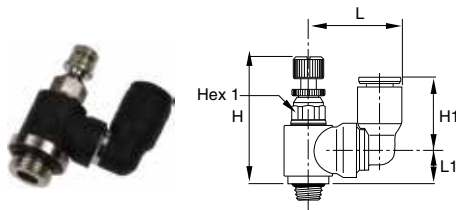
**FCMS731 Mini Swivel Outlet Flow Control**

PART NO.	TUBE SIZE (IN)	NPT	HEX 1 MM	H CLOSED	H OPEN	H1	L	L1
FCMS731-5/32-0	5/32	10-32	6	0.96	1.08	0.55	0.73	0.26
FCMS731-5/32-2	5/32	1/8	8	1.08	1.20	0.55	0.73	0.33



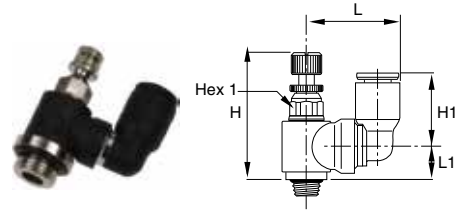
**FCMS731 Miniature Swivel Outlet Flow Control - BSPT**

PART NO.	TUBE SIZE (MM)	BSPT	HEX 1	H CLOSED	H OPEN	H1	L	L1
FCMS731-4M-2R	4	1/8	7	25	28.5	14.5	11.5	6.0
FCMS731-6M-2R	6	1/8	7	25	28.5	16.0	11.5	6.0



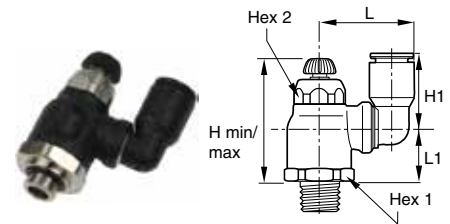
**FCMS731 Miniature Swivel Outlet - BSPP**

PART NO.	TUBE SIZE (MM)	BSPP	HEX 1	H CLOSED	H OPEN	H1	L	L1
FCMS731-4M-M5	4	M5X0.8	6	24.5	27.5	14.5	19.5	6.5
FCMS731-4M-2G	4	1/8	7	27.5	31.0	14.5	20.0	8.5
FCMS731-6M-M5	6	M5X0.8	6	24.5	27.5	16.0	21.5	6.5
FCMS731-6M-2G	6	1/8	7	27.5	31.0	16.0	22.0	8.5



**FCMSI731 Miniature Swivel Outlet Meter In - BSPP**

PART NO.	TUBE SIZE (MM)	BSPP	HEX 1	H CLOSED	H OPEN	H1	L	L1
FCMSI731-4M-M5	4	M5X0.8	6	24.5	27.5	14.5	19.5	6.5
FCMSI731-4M-2G	4	1/8	7	27.5	31.0	14.5	20.0	8.5
FCMSI731-6M-M5	6	M5X0.8	6	24.5	27.5	16.0	21.5	6.5
FCMSI731-6M-2G	6	1/8	7	27.5	31.0	16.0	22.0	8.5



**FCCS731 Compact Swivel Outlet - BSPP**

PART NO.	TUBE SIZE (MM)	BSPP	HEX 1	HEX 2	H CLOSED	H OPEN	H1	L	L1
FCCS731-6M-2G	6	1/8	16	10	38.0	44.0	16.0	23.5	18.0
FCCS731-6M-4G	6	1/4	16	10	36.5	42.5	16.0	23.5	16.5
FCCS731-8M-2G	8	1/8	19	14	41.5	48.0	23.0	28.0	19.0
FCCS731-8M-4G	8	1/4	19	14	41.5	48.0	23.0	28.0	19.5
FCCS731-8M-6G	8	3/8	19	14	41.5	48.0	23.0	28.0	17.5
FCCS731-10M-4G	10	1/4	23	17	45.5	53.5	26.5	35.0	21.0
FCCS731-10M-6G	10	3/8	23	17	45.5	54.0	26.5	35.0	21.5
FCCS731-12M-6G	12	3/8	23	17	45.5	54.0	31.0	38.0	21.5
FCCS731-12M-8G	12	1/2	23	17	45.5	54.0	31.0	38.0	21.0

**B**



# Flow Controls Plug-In

B

MATERIALS OF CONSTRUCTION	
BODY:	GLASS REINFORCED NYLON 6.6
GRIPPING RING:	STAINLESS STEEL
ADJUSTMENT SCREWS:	NICKEL-PLATED BRASS
LOCKING NUT:	NICKEL-PLATED BRASS
TAILPIECE:	NICKEL-PLATED BRASS

NOMENCLATURE	
EXAMPLE: FCM731-4-2	ATTRIBUTE:
FC	FLOW CONTROL
M	MINIATURE
7	RIGHT ANGLE
3	NYLON BODY
1	TUBE X PIPE
4	1/4 TUBE O.D.
2	1/8 PIPE THREAD

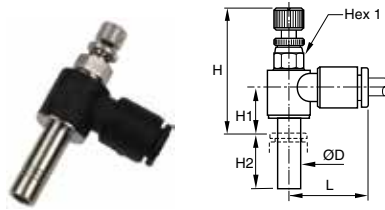
APPLICABLE TUBE	
TUBE O.D.	1/8, 5/32, 1/4
TUBE O.D. (MM)	4, 6, 8, 10, 12

SPECIFICATIONS	
PRESSURE RANGE:	15 TO 145 PSI
TEMPERATURE RANGES:	30° TO 160°F
WORKING FLUID:	COMPRESSED AIR



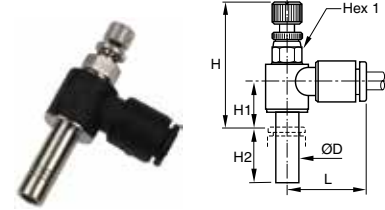
Plug-in flow control regulators can be directly mounted into existing fittings and allow very compact installations. They are particularly suited for mounting in manifolds using cartridges. Their design and function give equal performance to that of flow control regulators with threaded connections.

B



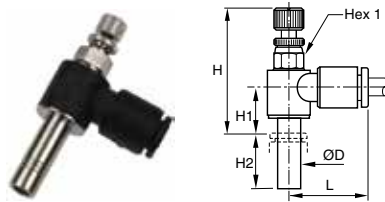
**FCMSPI731 Plug-In Mini Flow Control**

PART NO.	TUBE SIZE (IN)	HEX 1 MM	H OPEN	H CLOSED	H1	H2	L
FCMSPI731-2	1/8	6	1.04	0.94	0.12	0.59	0.67
FCMSPI731-5/32	5/32	6	1.10	1.00	0.37	0.61	0.67
FCMSPI731-4	1/4	7	1.18	1.08	0.12	0.73	0.73




**FCMSPI731 Plug-In Mini Meter In Flow Control**

PART NO.	TUBE SIZE (MM)	HEX 1	H CLOSED	H OPEN	H1	H2	L
FCMSPI731-4M	4	6	25.5	28.0	9.5	15.5	17.0
FCMSPI731-6M	6	7	27.5	29.0	10.5	17.0	18.5



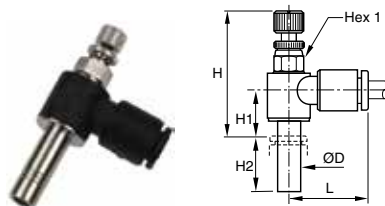
**FCMSPI731 Plug-In Mini Meter In Flow Control**

PART NO.	TUBE SIZE (IN)	HEX 1 MM	H OPEN	H CLOSED	H1	H2	L
FCMSPI731-2	1/8	6	1.04	0.94	0.12	0.59	0.67
FCMSPI731-5/32	5/32	6	1.10	1.00	0.37	0.61	0.67
FCMSPI731-4	1/4	7	1.18	1.08	0.12	0.73	0.73



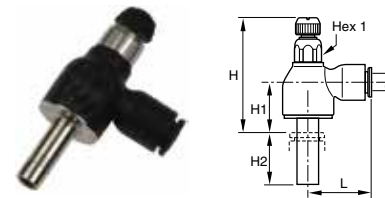
**FCCSP731 Plug-In Compact Flow Control**

PART NO.	TUBE SIZE (MM)	HEX 1	H CLOSED	H OPEN	H1	H2	L
FCCSP731-6M	6	10	35.0	41.0	14.0	17.0	22.0
FCCSP731-8M	8	14	39.5	46.5	16.0	21.5	28.0
FCCSP731-10M	10	17	43.5	51.5	17.5	24.5	31.5
FCCSP731-12M	12	17	43.0	51.0	17.0	27.0	31.5



**FCMSPI731 - Plug-In Miniature Flow Control**

PART NO.	TUBE SIZE (MM)	HEX 1	H CLOSED	H OPEN	H1	H2	L
FCMSPI731-4M	4	6	25.5	28.0	9.5	15.5	17.0
FCMSPI731-6M	6	7	27.5	29.0	10.5	17.0	18.5



**FCCSPI731 Plug-In Compact Meter-In Flow Control**

PART NO.	TUBE SIZE (MM)	HEX 1	H CLOSED	H OPEN	H1	H2	L
FCCSPI731-6M	6	10	35.0	41.0	14.0	17.0	22.0
FCCSPI731-8M	8	14	39.5	46.5	16.0	21.5	28.0
FCCSPI731-10M	10	17	43.5	51.5	17.5	24.5	31.5
FCCSPI731-12M	12	17	43.0	51.0	17.0	27.0	31.5





# Flow Controls In-Line

B

MATERIALS OF CONSTRUCTION	
BODY:	GLASS REINFORCED NYLON 6.6
GRIPPING RING:	STAINLESS STEEL
ADJUSTMENT SCREWS	NICKEL-PLATED BRASS
LOCKING NUT:	NICKEL-PLATED BRASS
BASE:	NICKEL-PLATED BRASS

NOMENCLATURE	
EXAMPLE: FC832-4	ATTRIBUTE:
FC	FLOW CONTROL
8	IN-LINE
3	NYLON BODY
2	TUBE X TUBE
4	1/4 TUBE O.D.

APPLICABLE TUBE	
TUBE O.D.	5/32, 1/4, 5/16, 3/8, 1/2
TUBE O.D. (MM)	4, 6, 8, 10, 12

SPECIFICATIONS	
PRESSURE RANGE:	15 TO 145 PSI
TEMPERATURE RANGES:	30° TO 160°F
WORKING FLUID:	COMPRESSED AIR

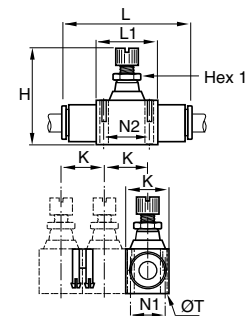


In-line flow controls are unidirectional flow control valves. Intake air flows freely through the flow control; exhaust air is metered out through a specially designed adjustment screw. An arrow on the body of the valve indicates the direction of controlled flow. They can be easily added to existing circuitry. Simply splice it into the cylinder port line.

They can be used individually or they may be stacked together using two joining clips.

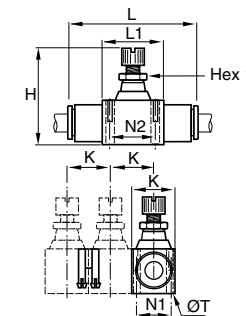


**B**



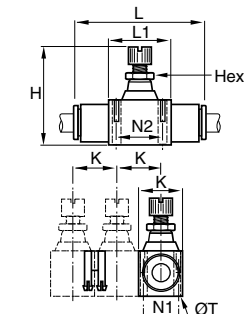
**FC832 In-Line Flow Control**

PART NO.	TUBE SIZE (IN)	HEX 1 MM	H CLOSED	H OPEN	K	L	L1	N1	N2	T
FC832-4	1/4	8	1.54	1.74	0.66	2.00	0.90	0.43	0.66	0.12
FC832-5	5/16	11	1.73	1.97	0.73	2.38	1.02	0.49	0.79	0.13
FC832-6	3/8	14	2.03	2.38	0.94	2.87	1.29	0.62	1.01	0.16
FC832-8	1/2	14	2.24	2.63	1.09	3.35	1.37	0.78	1.07	0.16



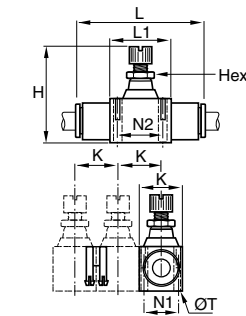
**FCB832 In-Line Bi-directional Flow Control**

PART NO.	TUBE SIZE (IN)	HEX 1 MM	H CLOSED	H OPEN	K	L	L1	N1	N2	T
FCB832-5/32	5/32	5	1.15	1.31	0.47	1.52	0.59	0.31	0.43	0.09
FCB832-4	1/4	8	1.54	1.74	0.66	2.00	0.90	0.43	0.66	0.12
FCB832-5	5/16	11	1.73	1.97	0.73	2.38	1.02	0.49	0.79	0.13



**FC832 In-Line Flow Control**

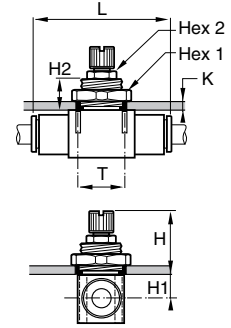
PART NO.	TUBE SIZE (MM)	HEX 1	H CLOSED	H OPEN	K	L	L1	N1	N2	T
FC832-6M	6	8	39.5	44.5	17.0	54.0	23.0	11.0	17.0	3.2
FC832-8M	8	11	44.0	50.0	18.5	60.5	26.0	12.5	20.0	3.2
FC832-10M	10	14	52.0	61.0	24.0	76.0	33.0	16.0	26.0	4.2
FC832-12M	12	14	57.5	67.5	28.0	86.0	35.0	20.0	27.5	4.2



**FCB832 In-Line Bi-directional Flow Control**

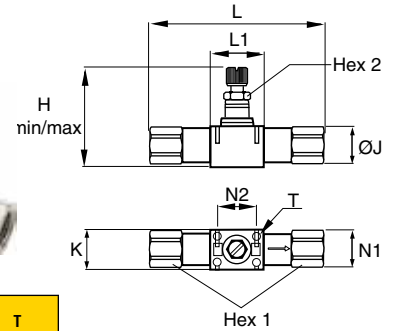
PART NO.	TUBE SIZE (MM)	HEX 1	H CLOSED	H OPEN	K	L	L1	N1	N2	T
FCB832-4M	4	5	29.5	33.5	12.0	39.0	15.0	8.0	11.0	2.2
FCB832-6M	6	8	39.5	44.5	17.0	54.0	23.0	11.0	17.0	3.2
FCB832-8M	8	11	44.0	50.0	18.5	60.5	26.0	12.5	20.0	3.2

B



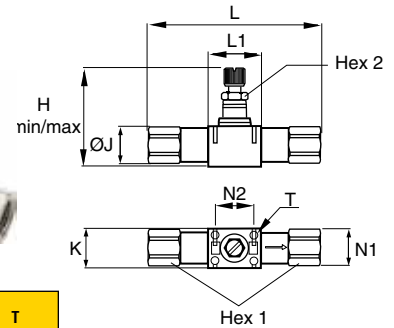
**FCPM832 In-Line Panel Mountable Flow Control**

PART NO.	TUBE SIZE (MM)	HEX 1	HEX 2	H CLOSED	H OPEN	K	L	H1	H2	T
FCPM832-4M	4	14		21.5	25.5	6.0	39.0	6.5	11.0	10.5
FCPM832-6M	6	19		27.5	32.5	7.0	54.0	7.5	13.5	16.5
FCPM832-8M	8	24	11	28.5	34.5	7.0	60.5	9.0	13.5	18.5
FCPM832-10M	10	30	14	29.5	38.5	7.0	76.0	11.5	13.5	24.5
FCPM832-12M	12	32	14	32.0	42.0	8.0	86.0	12.5	15.5	27.5



**FC836 Threaded In-Line Flow Control**

PART NO.	NPT	HEX 1 MM	HEX 2 MM	H CLOSED	H OPEN	K	L	L1	N1	N2	T
FC836-2	1/8	13	8.00	1.56	1.75	0.67	2.70	0.91	0.43	0.67	0.12
FC836-4	1/4	16	11.00	1.73	1.97	0.73	3.27	1.02	0.49	0.79	0.12
FC836-6	3/8	22	14.00	2.05	2.40	0.94	3.82	1.30	0.63	1.02	0.16
FC836-8	1/2	24	14.00	2.26	2.66	1.10	4.76	1.38	0.79	1.08	0.16



**FC836 Threaded In-Line Flow Control - BSPP**

PART NO.	BSPP	HEX 1	HEX 2	H CLOSED	H OPEN	K	L	N1	N2	T
FC836-2G	1/8	13	8	39.5	44.5	17.0	68.5	11.0	17.0	3.2
FC836-4G	1/4	16	11	44.0	50.0	18.5	83.0	12.5	20.0	3.2
FC836-6G	3/8	19	14	52.0	61.0	24.0	97.0	16.0	26.0	4.2
FC836-8G	1/2	24	14	57.5	67.5	28.0	121.0	20.0	27.5	4.2



# Compact Metal Flow Control Valves

B

MATERIALS OF CONSTRUCTION	
BODY:	TREATED BRASS
GRIPPING RING:	STAINLESS STEEL
ADJUSTMENT SCREWS	NICKEL-PLATED BRASS
LOCKING NUT:	NICKEL-PLATED BRASS
BASE:	NICKEL-PLATED BRASS

NOMENCLATURE	
EXAMPLE: FC705-4-2	ATTRIBUTE:
FC	FLOW CONTROL
7	RIGHT ANGLE
0	BRASS BODY
5	TUBE X PIPE
4	1/4 TUBE O.D.
2	1/8 PIPE THREAD


APPLICABLE TUBE	
TUBE O.D.	1/8, 5/32, 1/4, 3/8
TUBE O.D. (MM)	4, 6, 8, 10, 12, 14

SPECIFICATIONS	
PRESSURE RANGE:	15 TO 145 PSI
TEMPERATURE RANGES:	30° TO 160°F
WORKING FLUID:	COMPRESSED AIR



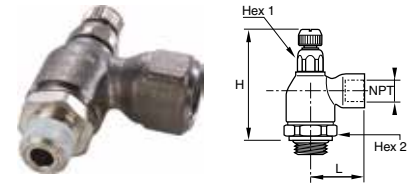
Metal flow control regulators are suited for use in severe conditions (temperatures, sparks, abrasion, etc). The screw and locking nut have been designed for easy manipulation, by hand. Adjustment can be made with a screwdriver and locking by use of a wrench.

B



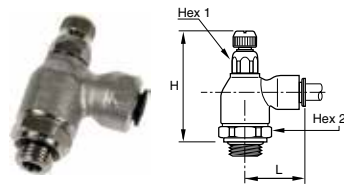
**FC705 Push-to-Connect Meter Out Metal Flow Control**

PART NO.	TUBE SIZE (IN)	NPT	HEX 1 MM	HEX 2 MM	H CLOSED	H OPEN	L
FC705-5/32-2	5/32	1/8	19	10	1.79	2.01	0.85
FC705-4-2	1/4	1/8	19	10	1.79	2.01	0.97
FC705-4-4	1/4	1/4	19	10	1.79	2.01	0.97
FC705-6-4	3/8	1/4	19	14	1.91	2.11	1.14
FC705-6-6	3/8	3/8	25	17	2.15	2.40	1.40



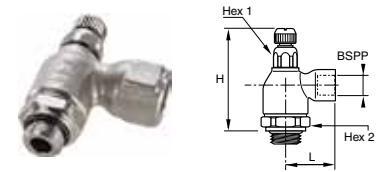
**FC708 Threaded Port Meter Out Flow Control**

PART NO.	NPT	HEX 1 MM	HEX 2 MM	H CLOSED	H OPEN	L
FC708-2	1/8	19	10	1.79	2.01	0.89
FC708-4	1/4	19	14	1.91	2.11	1.28
FC708-6	3/8	25	17	2.15	2.40	1.36
FC708-8	1/2	25	17	2.15	2.40	1.50



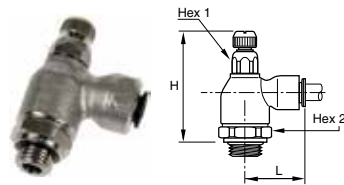
**FC701 Push-to-Connect Meter Out Metal Flow Control - BSPP**

PART NO.	TUBE SIZE (MM)	BSPP	HEX 1	HEX 2	H CLOSED	H OPEN	L
FC701-4M-2G	4	1/8	10	19	47.0	53.0	21.0
FC701-6M-2G	6	1/8	10	19	47.0	53.0	24.5
FC701-6M-4G	6	1/4	10	19	47.5	53.0	24.5
FC701-8M-2G	8	1/8	14	19	50.0	55.0	29.0
FC701-8M-4G	8	1/4	14	19	50.0	56.0	29.0
FC701-8M-6G	8	3/8	17	25	56.0	62.0	30.5
FC701-10M-4G	10	1/4	14	19	50.0	56.0	35.0
FC701-10M-6G	10	3/8	17	25	56.0	62.0	35.0
FC701-12M-6G	12	3/8	17	25	56.0	62.0	38.0
FC701-12M-8G	12	1/2	17	25	55.0	62.0	38.0
FC701-14M-8G	14	1/2	17	25	55.0	62.0	41.0



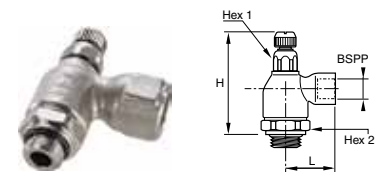
**FC702 Threaded Port Meter Out Metal Flow Control - BSPP**

PART NO.	BSPP	HEX 1	HEX 2	H CLOSED	H OPEN	L
FC702-2G	1/8	10	19	47.0	52.5	22.5
FC702-4G	1/4	14	19	50.5	55.5	32.0
FC702-6G	3/8	17	25	56.0	62.0	34.5
FC702-8G	1/2	17	25	55.0	62.0	37.5



**FCI701 Push-to-Connect Meter In Metal Flow Control - BSPP**

PART NO.	TUBE SIZE (MM)	BSPP	HEX 1	HEX 2	H CLOSED	H OPEN	L
FCI701-4M-2G	4	1/8	10	19	47.0	53.0	21.0
FCI701-6M-2G	6	1/8	10	19	47.0	53.0	24.5
FCI701-6M-4G	6	1/4	10	19	47.5	53.0	24.5
FCI701-8M-2G	8	1/8	14	19	50.0	55.0	29.0
FCI701-8M-4G	8	1/4	14	19	50.0	56.0	29.0
FCI701-8M-6G	8	3/8	17	25	56.0	62.0	30.5



**FCI702 Threaded Port Meter In Metal Flow Control - BSPP**

PART NO.	BSPP	HEX 1	HEX 2	H CLOSED	H OPEN	L
FCI702-2G	1/8	10	19	47.0	52.5	22.5
FCI702-4G	1/4	14	19	50.5	55.5	32.0



# Flow Control Check Valves

B

MATERIALS OF CONSTRUCTION	
BODY:	<ul style="list-style-type: none"> <li>• 32PLCK: NYLON/NICKEL PLATED BRASS</li> <li>• 68PLCK: NYLON BODY WITH NICKEL-PLATED BRASS BASE</li> <li>• VC: ACETAL</li> </ul>
GRIPPING RING:	STAINLESS STEEL
O-RING:	<ul style="list-style-type: none"> <li>• NITRILE (32PLCK &amp; 68PLCK)</li> <li>• EPDM (VC)</li> </ul>

NOMENCLATURE	
EXAMPLE: W68PLCK-4-2	ATTRIBUTE:
W	WHITE THREAD SEALANT
68	TUBE X PIPE
PL	PRESTOLOK
CK	CHECK VALVE
4	1/4 TUBE O.D.
2	1/8 PIPE THREAD

NOMENCLATURE	
EXAMPLE: A4VC4-MG	ATTRIBUTE:
A	ACETAL
4	1/4 TUBE O.D.
VC	VALVE, CHECK
4	1/4 TUBE O.D.
MG	METAL GRIPPING RING

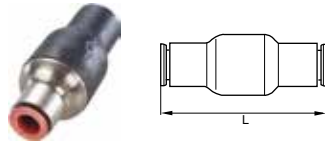
APPLICABLE TUBE	
TUBE O.D.	<ul style="list-style-type: none"> <li>• PLCK: 5/32, 1/4, 5/16, 3/8</li> <li>• VC: 1/4, 5/16, 3/8</li> </ul>
TUBE O.D. (MM)	PLCK: 4, 6, 8, 10, 12

SPECIFICATIONS	
PRESSURE RANGE:	15 TO 145 PSI
TEMPERATURE RANGES:	34°F TO 150°F
CRACKING PRESSURE:	<ul style="list-style-type: none"> <li>• PLCK: 7 PSI</li> <li>• VC: 1/3 PSI</li> </ul>
WORKING FLUID:	COMPRESSED AIR



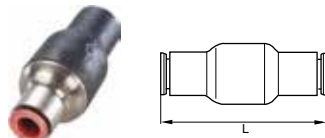
These in-line check valves allow air to pass in one direction while blocking flow in the other direction. Their extreme compactness and light weight make them suitable as a safety item in compressed air circuits. The body of the fitting contains an arrow to indicate the direction of flow.

B



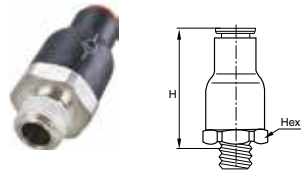
**32PLCK In-Line Check Valve**

PART NO.	TUBE SIZE (IN)	L
32PLCK-5/32	5/32	1.52
32PLCK-4	1/4	1.61
32PLCK-5	5/16	2.03
32PLCK-6	3/8	2.50



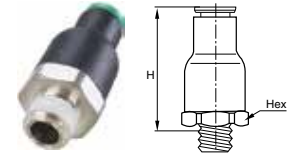
**32PLCK In-Line Check Valve**

PART NO.	TUBE SIZE (MM)	L
32PLCK-4M	4	38.5
32PLCK-6M	6	41.0
32PLCK-8M	8	51.5
32PLCK-10M	10	63.5
32PLCK-12M	12	66.5



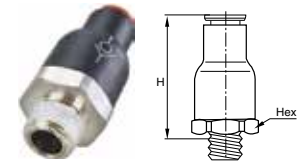
**W68PLCK Male Check Valve**

PART NO.	TUBE SIZE (IN)	NPT / UNF	HEX MM	H
68PLCK-5/32-0	5/32	10-32	9	1.26
W68PLCK-5/32-2	5/32	1/8	16	1.12
W68PLCK-4-2	1/4	1/8	19	1.42
W68PLCK-4-4	1/4	1/4	19	1.42
W68PLCK-6-4	3/8	1/4	23	1.65
W68PLCK-6-6	3/8	3/8	23	1.65



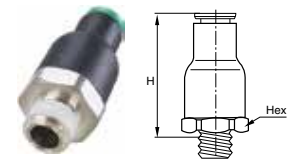
**W68PLCKI Male Check Valve Meter In**

PART NO.	TUBE SIZE (IN)	NPT / UNF	HEX MM	H
68PLCKI-5/32-0	5/32	10-32	9	1.26
W68PLCKI-5/32-2	5/32	1/8	16	1.12
W68PLCKI-4-2	1/4	1/8	19	1.42
W68PLCKI-4-4	1/4	1/4	19	1.42
W68PLCKI-6-4	3/8	1/4	23	1.65
W68PLCKI-6-6	3/8	3/8	23	1.65



**W68PLCK Male Check Valve Meter Out - BSPT**

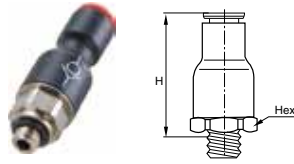
PART NO.	TUBE SIZE (MM)	BSPT	HEX 1	H
W68PLCK-4M-2R	4	1/8	16	28.5
W68PLCK -6M-2R	6	1/8	16	30.5
W68PLCK -6M-4R	6	1/4	16	30.5
W68PLCK -8M-2R	8	1/8	19	36.0
W68PLCK -8M-4R	8	1/4	19	36.0
W68PLCK -10M-6R	10	3/8	23	42.0
W68PLCK -12M-6R	12	3/8	23	42.0
W68PLCK -12M-8R	12	1/2	23	44.0



**W68PLCKI Male Check Valve Meter In - BSPT**

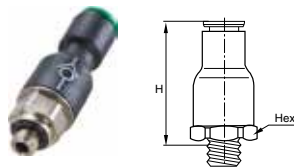
PART NO.	TUBE SIZE (MM)	BSPT	HEX 1	H
W68PLCKI-4M-2R	4	1/8	16	28.5
W68PLCKI -6M-2R	6	1/8	16	30.5
W68PLCKI -6M-4R	6	1/4	16	30.5
W68PLCKI -8M-2R	8	1/8	19	36.0
W68PLCKI -8M-4R	8	1/4	19	36.0

**B**



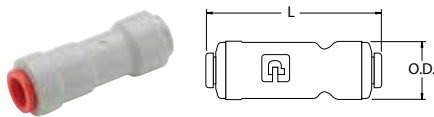
**68PLCK Male Check Valve Meter Out - BSPP**

PART NO.	TUBE SIZE (MM)	BSPP	HEX 1	H
68PLCK-4M-M5	4	M5X0.8	9	32.0
68PLCK-4M-2G	4	1/8	16	28.5
68PLCK-6M-2G	6	1/8	16	30.5
68PLCK-6M-4G	6	1/4	16	30.5
68PLCK-8M-2G	8	1/8	19	36.0
68PLCK-8M-4G	8	1/4	19	36.0



**68PLCKI Male Check Valve Meter In - BSPP**

PART NO.	TUBE SIZE (MM)	BSPP	HEX 1	H
68PLCKI-4M-M5	4	M5X0.8	9	32.0
68PLCKI-6M-2G	6	1/8	16	30.5
68PLCKI-8M-2G	8	1/8	19	36.0
68PLCKI-8M-4G	8	1/4	19	36.0
68PLCKI-10M-6G	10	3/8	23	42.0
68PLCKI-12M-6G	12	3/8	23	42.0
68PLCKI-12M-8G	12	1/2	23	44.0



**VC – Check Valve**

PART NO.	TUBE SIZE	L	O.D.
A4VC4-MG	1/4	2.00	.66
A5VC5-MG	5/16	2.10	.70
A6VC6-MG	3/8	2.15	.80



# Flow Control Blocking Valves

B

MATERIALS OF CONSTRUCTION	
BODY:	TREATED BRASS
GRIPPING RING:	STAINLESS STEEL
SEALS, DIAPHRAGM:	NITRILE

NOMENCLATURE	
EXAMPLE: FC601-4-2	ATTRIBUTE:
FC	FLOW CONTROL
6	BLOCKING
0	BRASS BODY
1	TUBE X PIPE
4	1/4 TUBE O.D.
2	1/8 PIPE THREAD

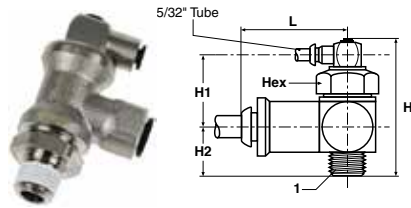
APPLICABLE TUBE	
TUBE O.D.	1/8, 5/32, 1/4, 3/8
TUBE O.D. (MM)	4, 6, 8, 10, 12, 14

SPECIFICATIONS	
PRESSURE RANGE:	15 TO 145 PSI
TEMPERATURE RANGES:	-4° TO 160°F
NUMBER OF CYCLES:	>10 MILLION AT 68°F AND 1 HZ
LEAK RATE:	<3.2 CCM
WORKING FLUID:	COMPRESSED AIR




Blocking valves prevents damage to work and equipment in the event of a loss of pressure. Blocking valves which are mounted in pairs on a cylinder lock the piston by simultaneously cutting off the supply and exhaust. Functional locks are more precise and rapid when blocking valves are located on the cylinder: the volume of air in the pipework no longer needs to be taken into consideration.






**FC601 Push-to-Connect Lock Out Valves**

PART NO.	TUBE SIZE (IN)	NPT	HEX MM	H	H1	H2	L
FC601-4-2	1/4	1/8	21	2.03	1.24	0.79	1.10
FC601-4-4	1/4	1/4	21	2.03	1.24	0.79	1.10
FC601-6-6	3/8	3/8	24	2.19	1.14	1.04	1.38
FC601-8-8	1/2	1/2	24	2.19	1.14	1.04	1.69



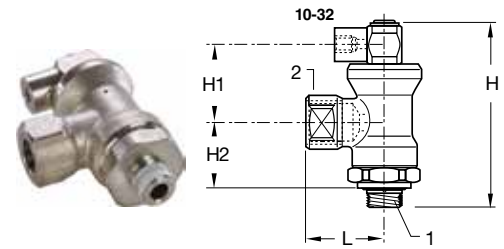
**FC601 Push-to-Connect Lock-Out Valve - BSPT**

PART NO.	TUBE SIZE (MM)	BSPT	HEX	H	H1	H2	L
FC601-6M-2R	6	1/8	21	53	24.5	21.0	28.0
FC601-6M-4R	6	1/4	21	53	24.5	21.0	28.0
FC601-8M-4R	8	1/4	21	53	24.5	21.0	28.0
FC601-8M-6R	8	3/8	24	56	25.0	23.0	34.5
FC601-10-6R	10	3/8	24	56	25.0	23.0	35.0
FC601-12M-8R	12	1/2	24	56	25.0	23.0	37.5



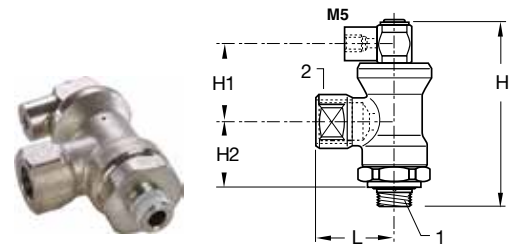
**FC601 Push-to-Connect Lock-Out Valve - BSPP**

PART NO.	TUBE SIZE (MM)	BSPP	HEX	H	H1	H2	L
FC601-6M-2G	6	1/8	21	53	24.5	21.0	28.0
FC601-6M-4G	6	1/4	21	53	24.5	21.0	28.0
FC601-8M-4G	8	1/4	21	53	24.5	21.0	28.0
FC601-8M-6G	8	3/8	24	56	25.0	23.0	34.5
FC601-10M-6G	10	3/8	24	56	25.0	23.0	35.0
FC601-12M-8G	12	1/2	24	56	25.0	23.0	37.5



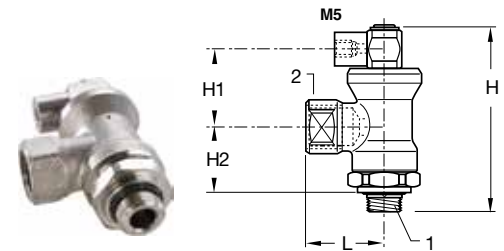
**FC602 Threaded Port Lock Out Valves**

PART NO.	1 NPT	2 NPT	HEX MM	H	H1	H2	L
FC602-2	1/8	1/8	21	2.03	1.24	0.79	1.04
FC602-4	1/4	1/4	21	2.03	1.24	0.79	1.04
FC602-6	3/8	3/8	24	2.19	1.14	1.04	1.34
FC602-8	1/2	1/2	24	2.19	1.14	1.04	1.57



**FC608 Threaded Port Lock-Out Valve - BSPT**

PART NO.	BSPT 1	BSPT 2	HEX	H	H1	H2	L
FC608-4R-2R	1/4	1/8	21	51.5	31.5	20.0	26.5
FC608-4R-4R	1/4	1/4	21	51.5	31.5	20.0	26.5
FC608-6R-6R	3/8	3/8	24	55.5	29.0	26.5	34.0
FC608-8R-8R	1/2	1/2	24	55.5	29.0	26.5	40.0



**FC608 Threaded Port Lock-Out Valve - BSPP**

PART NO.	BSPP 1	BSPP 2	HEX	H	H1	H2	L
FC608-4G-2G	1/8	1/4	21	53	24.5	21.0	28.0
FC608-4G-4G	1/4	1/4	21	53	24.5	21.0	28.0
FC608-6G-6G	3/8	3/8	24	56	25.0	23.0	34.0
FC608-8G-8G	1/2	1/2	24	56	25.0	23.0	41.0

**B**



# Slow Start Flow Control Valve

B

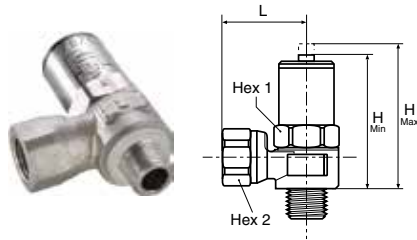
MATERIALS OF CONSTRUCTION	
BODY:	NICKEL-PLATED BRASS
SEALS:	NITRILE
THREADS:	NICKEL-PLATED BRASS

NOMENCLATURE	
EXAMPLE: FC908-6	ATTRIBUTE:
FC	FLOW CONTROL
9	SLOW START
0	BRASS BODY
8	PIPE X PIPE
6	3/8 PIPE THREAD

SPECIFICATIONS	
PRESSURE RANGE:	40 TO 150 PSI
TEMPERATURE RANGES:	5° TO 140°F
WORKING FLUID:	COMPRESSED AIR




Slow start valves enables you to control the rate supply pressures introduced into your system after it has been vented (e.g. at the end of the work day, emergency stops, or adjustments). This gradual increase in pressure or “slow start,” prevents harmful mechanical shock which may occur when full system pressure is immediately introduced into a system. When the slow start valve is used, it gradually returns cylinders to the position they were in before the system air was vented.



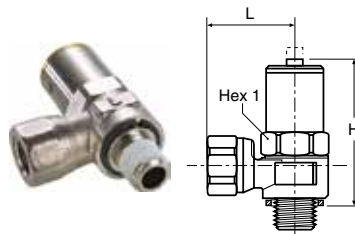
**FC908 Slow Start Valve for System Isolating**

PART NO.	NPT	HEX 1 MM	HEX 2 MM	H MIN	H MAX	L
FC908-4	1/4	7/8	3/4	2.17	2.44	1.22
FC908-6	3/8	7/8	3/4	2.17	2.44	1.36



**FC908 Push-to-Connect Slow Start Valve - BSPP for Isolated Component**

PART NO.	TUBE SIZE (MM)	BSPP	HEX 1	H CLOSED	H OPEN	L
FC908-8M-4G	8	1/4	17	54	61	35
FC908-10M-4G	10	1/4	22	55	62	41
FC908-10M-6G	10	3/8	22	55	62	41



**FCIC908 Slow Start Valve - BSPP for Isolated Component**

PART NO.	BSPP	HEX 1	H CLOSED	H OPEN	L
FCIC908-6G	3/8	22	55	62	31

# Mini Ball Valves

B

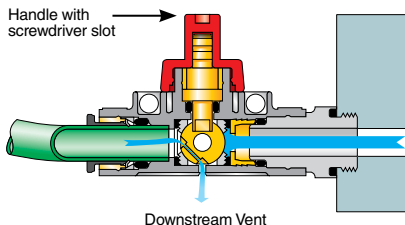
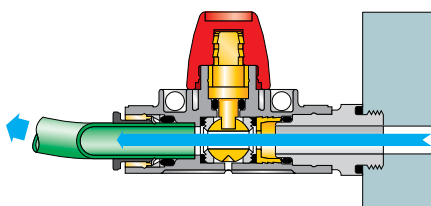
MATERIALS OF CONSTRUCTION	
BODY:	NYLON
STEM:	BRASS
STEM SEAL:	NBR
O-RING:	NBR
HANDLE:	NYLON
GRIPPING RING:	STAINLESS STEEL

NOMENCLATURE	
EXAMPLE: MVV308-4-2	ATTRIBUTE:
MV	MINI VALVE
V	VENTED
308	TUBE TO PIPE THREAD
4	1/4" TUBE O.D.
2	1/8" PIPE THREAD


SPECIFICATIONS	
WORKING PRESSURE:	145 PSI
TEMPERATURE:	-4°F TO +175°F
VACUUM:	28" HG (99% OF VACUUM)



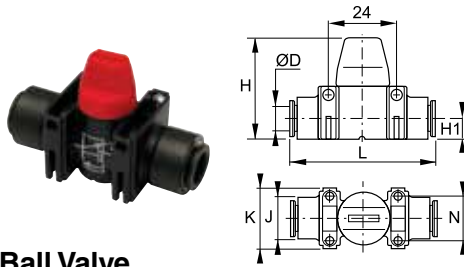
Parker mini ball valves enable in-line opening and closing of a pneumatic circuit. The screwdriver slot allows opening and closing, even when access is difficult. Depending on the model, the handle is differentiated by color and marked with the corresponding pneumatic symbol, in order to enable immediate identification by the user.



### Mounting Hole Diameter

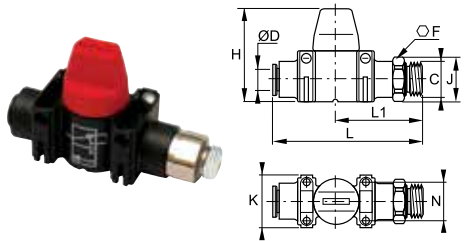


BLUE HOLES	YELLOW HOLES	PART NUMBERS	
3.2	4.2	MVV309-5/32	MVV308-6M-2G
		MVV309-4	MVV308-8M-4G
		MVV309-5	MV309-5/32
		MVV309-6	MV309-4
		MVV309-4M	MV309-5
		MVV309-6M	MV309-6
		MVV309-8M	MV309-4M
		MVV308-5/32-2	MV309-6M
		MVV308-4-2	MV309-8M
		MVV308-4-4	MV308-6M-2G
MVV308-5-4			
4.2	4.2	MVV309-10M	MV309-10M
		MVV309-12M	MV309-12M
		MVV308-6-4	MV308-10M-6G
		MVV308-6-6	MV308-12M-8G
		MVV308-10M-6G	



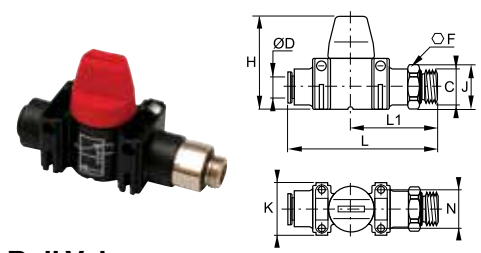
**MVV309 Mini Ball Valve**  
Vented Push-To-Connect Ports

PART NO.	TUBE SIZE (IN)	H	H1	J	K	L	N
MVV309-5/32	5/32	1.46	.30	.59	.87	2	.64
MVV309-4	1/4	1.46	.30	.59	.87	2	.64
MVV309-5	5/16	1.46	.30	.59	.87	2	.64
MVV309-6	3/8	1.69	.43	.79	1.18	2.6	.87
METRIC							
MVV309-4M	4	37.00	7.50	15.00	22.00	51	16.20
MVV309-6M	6	37.00	7.50	15.00	22.00	52	16.20
MVV309-8M	8	37.00	7.50	15.00	22.00	52	16.20
MVV309-10M	10	43.00	11.00	20.00	30.00	66	22.00
MVV309-12M	12	43.00	11.00	20.00	30.00	66	22.00



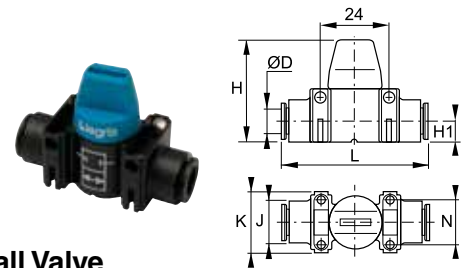
**MVV308 Mini Ball Valve**  
Vented NPT to Push-To-Connect Port

PART NO.	TUBE SIZE (IN)	NPT	F	H	J	K	L	L1	N
MVV308-5/32-2	5/32	1/8	13	1.46	.55	.87	2.44	1.46	.64
MVV308-4-2	1/4	1/8	13	1.46	.55	.87	2.44	1.46	.64
MVV308-4-4	1/4	1/4	14	1.46	.59	.87	2.44	1.38	.64
MVV308-5-4	5/16	1/4	14	1.46	.59	1.18	2.40	1.61	.64
MVV308-6-4	3/8	1/4	16	1.69	.69	1.18	2.40	1.65	.87
MVV308-6-6	3/8	3/8	18	1.69	.77	1.18	2.91	1.65	.87



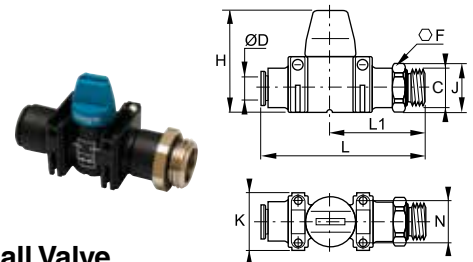
**MVV308 Mini Ball Valve**  
Vented BSPF to Push-To-Connect Port

PART NO.	TUBE SIZE (MM)	BSPF	F	H	J	K	L	L1	N
MVV308-6M-2G	6	G1/8	13	37	14.00	22	62	37	16.20
MVV308-8M-4G	8	G1/4	16	37	17.50	22	61	35	16.20
MVV308-10M-6G	10	G3/8	20	43	22.00	30	74	41	22.00



**MV309 Mini Ball Valve**  
Push-To-Connect Ports

PART NO.	TUBE SIZE (IN)	H	H1	J	K	L	N
MV309-5/32	5/32	1.46	.30	.59	.87	2.01	.64
MV309-4	1/4	1.46	.30	.59	.87	2.05	.64
MV309-5	5/16	1.46	.30	.59	.87	2.05	.64
MV309-6	3/8	1.69	.43	.79	1.18	2.60	.64
METRIC							
MV309-4M	4	37.00	7.50	15.00	22.00	51.00	16.20
MV309-6M	6	37.00	7.50	15.00	22.00	52.00	16.20
MV309-8M	8	37.00	7.50	15.00	22.00	52.00	16.20
MV309-10M	10	43.00	11.00	20.00	30.00	66.00	16.20
MV309-12M	12	43.00	11.00	20.00	30.00	66.00	16.20



**MV308 Mini Ball Valve**  
BSPF to Push-To-Connect Port

PART NO.	TUBE SIZE (MM)	BSPF	F	H	J	K	L	L1	N
MV308-6M-2G	6	G1/8	13	37	14	22	62	37	16.20
MV308-10M-6G	10	G3/8	20	43	22	30	74	41	16.20
MV308-12M-8G	12	G1/2	24	43	26	30	75	42	16.20

**B**



# Threshold Sensor

**B****SPECIFICATIONS: MODELS PSBJ, PSPJ**

WORKING TEMPERATURE	5° TO 140°F
WORKING PRESSURE	45 TO 115 PSI
BREAKING PRESSURE	8.5 PSI
RESPONSE TIME	3 MS

**SPECIFICATIONS: MODEL PSPE**

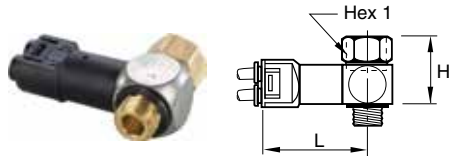
WORKING PRESSURE	45 TO 115 PSI
BREAKING PRESSURE	7 PSI
CURRENT RATING	5A/250VAC – 5W/48VDC

**UL LISTED COMPONENT**

RESET PRESSURE	10 PSI
----------------	--------

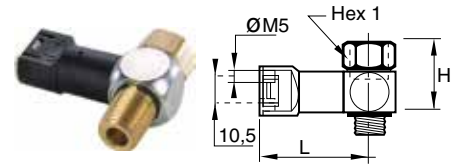


The sensor fitting detects the absence of pressure and translates it to a high pressure pneumatic output. When used to monitor the decaying or exhausting side of a pneumatic cylinder's piston, it emits a positive output. When the cylinder comes to the end of its stroke, wherever that may be, the signal emitted from the sensor can then be used to pilot the next step.



**PSBJ731 Pneumatic Threshold Sensor - 5/32 Pilot**

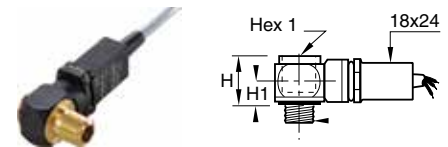
PART NO.	NPT / UNF	HEX MM	H	L
PSBJ731-0	10-32	5/16	0.62	1.70
PSBJ731-2	1/8	9/16	0.90	1.74
PSBJ731-4	1/4	5/8	1.09	1.81
PSBJ731-6	3/8	7/8	1.13	1.91
PSBJ731-8	1/2	1	1.17	2.05



**PSBJ708 Pneumatic Threshold Sensor - M5 Pilot**

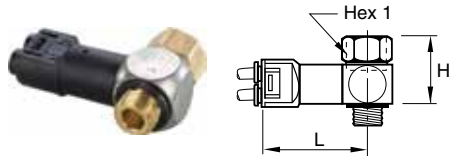
PART NO.	BSPP	HEX 1	H	L
PSBJ708-2G	1/8	14	23	40.5
PSBJ708-4G	1/4	17	28	42.5

**B**



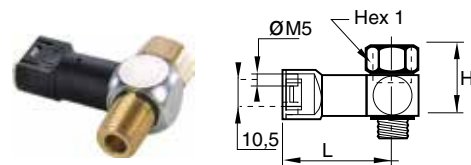
**PSPE731 Pneumatic / Electric Threshold Sensor - BSPP**

PART NO.	BSPP	HEX 1	H	H1	L
PSPE731-M5	M5X0.8	8	20	10	49
PSPE731-2G	1/8	6	20	10	52
PSPE731-4G	1/4	8	20	10	54
PSPE731-6G	3/8	10	22	12	57
PSPE731-8G	1/2	12	26	14	58



**PSBJ731 Pneumatic Threshold Sensor - 4mm Pilot**

PART NO.	BSPP	HEX 1	H	L
PSBJ731-M5	M5X0.8	8	16	43.5
PSBJ731-2G	1/8	14	23	44.5
PSBJ731-4G	1/4	17	28	46.5
PSBJ731-6G	3/8	22	29	49.0
PSBJ731-8G	1/2	27	30	52.5



**PSPJ731 Pneumatic Threshold Sensor - 10-32 Pilot**

PART NO.	NPT	HEX 1 MM	H	L
PSPJ731-2	1/8	9/16	0.90	1.58
PSPJ731-4	1/4	5/8	1.09	1.66
PSPJ731-6	3/8	7/8	1.13	1.76

